

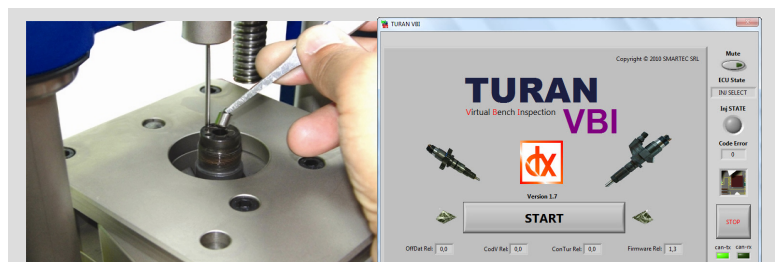


Trickytec



“ Repair is More Than a Trick ”

Common Rail Calibration and Repair Tool







Main features:

- Quick check on mechanical and electrical features for multibrand injectors;
- Easy access to disassembling and callbration of injector components;
- Detailed TestData as well as adaptors to fix different injector types;
- Instruction manual available with the kit.



COMPONENTS VRS 3.1

COD.	ITEM	DESCRIPTION	COD.	ITEM	DESCRIPTION
DX75620		<p style="text-align: center;"><i>(MECHANICAL PART)</i></p> <p style="text-align: center;">Trickytec Multibrand injectors calibration device + Quick Guide + Case containing Basic tools and adaptors to fix the different injector types on the Trickitec plate as well as probing pins (see contents pg. 4-5)</p>	DX97200		<p style="text-align: center;"><i>(ELECTRICAL PART)</i></p> <p style="text-align: center;">ECU/TATO</p>
DX79530	Not available image	<p style="text-align: center;"><i>(ELECTRICAL PART)</i></p> <p style="text-align: center;">Software TURAN</p>	DX73640		<p style="text-align: center;"><i>(ELECTRICAL PART)</i></p> <p style="text-align: center;">Can line</p>
DX79915	Not available image	<p style="text-align: center;"><i>(ELECTRICAL PART)</i></p> <p style="text-align: center;">Power Supply Unit 30 V</p>	DX74421		<p style="text-align: center;"><i>(ELECTRICAL PART)</i></p> <p style="text-align: center;">Injector connections Cable set (see contents pg. 6)</p>

INDISPENSABLE (if the customer has not already own)

PC*

MINIMUM REQUIREMENTS

Processor : Intel Core 2 Duo
 Ram : 2Gb or Higher
 Hard Disk 250Gb
 Operating System – Windows7 Prof. 64 bit
 Office 2010 (not starter edition) / 2007 /2003
We recommend to disable bluetooth driver


IMPORTANT

- 1)* The PC must use our software only. The simultaneous use of other programs, will cause malfunction.
- 2) The Net Book/ Mini PC with 10-inch screen IS NOT COMPATIBLE. (due to their performance and screen size).
- 3) Internet is necessary to download test plans/requested updates, and also required to provide an efficient remote assistance.

COD.	ITEM	DESCRIPTION
DX75394-R1	Not available image	Micro Dial Gauge Comparator 0.001











BASIC BOX CONTENTS (INCLUDED IN DX75620 KIT)













COD.	ITEM	DESCRIPTION
(01) DX75622		Nozzle support
(02) DX75623		Siemens Plate Ø 25 mm
(02) DX75638		Siemens Plate Ø 27 mm
(03) DX75633		Probe pin holder for steel shims measurig

COD.	ITEM	DESCRIPTION
(04) DX75624		Dial Gauge Support
(05) DX75621		Injector centering plate
(06) DX75626		Pin with probing small plate
(07) DX75628		Probing pin for needle measuring Ø 3 mm





COD.	ITEM	DESCRIPTION	COD.	ITEM	DESCRIPTION
(08) DX75627		Probing pin for coil measuring	(14) DX75635		Probing pin 2x130
(09) DX75634		Probing pin for needle measurig Ø 2,8 mm	(15) DX75739		Aluminum rings probing pin adaptor
(10) DX75629		Brass probing pin	(16) DX75639		2 pcs. fixing knobs kit
(11) DX75630		Probing pin 1x2x130	(17) DX75640		Dial gauge support
(12) DX75631		Probing pin 2x38			
(13) DX75632		Probing pin 2x94			

DX74421 INJECTOR CONNECTIONS CABLE SET CONTENTS



COD.	ITEM	DESCRIPTION	COD.	ITEM	DESCRIPTION
DX74400		AMP Adapter cable	DX74405		Denso G2 Adapter cable
DX74401		KOSTAL Adapter cable	DX73633		Denso Toyota Adapter cable
DX74402		KOSTAL Adapter cable (reversed polarity)	DX74407		Universal Adapter cable
DX74403		FCI Adapter cable	DX74408		Universal Tweezers cable
DX74404		Denso X2 Adapter cable	DX74409		Reset cable

OPTIONAL

COD.	ITEM	DESCRIPTION	COD.	ITEM	DESCRIPTION
DX74406		G3 DENSO Adaptor cable	DX73632		DFI 1.5 DELPHI Adaptor cable




OPTIONAL





COD.	ITEM	DESCRIPTION	COD.	ITEM	DESCRIPTION
DX76200		<i>TRICKYTEC KIT TROLLEY</i>	DX75282		<i>Case containing Trickytec Basic tools and adaptors to measure lift (see contents pg. 8-9)</i>

















(Example with Trickytec kit)

DX75282 BOX CONTENTS (OPTIONAL)



COD.	ITEM	DESCRIPTION
(01) DX75272		Threaded adaptor for Denso Coil setting (use on Giuditta press)
(02) DX75274		Holder for setting coil stop sleeve on Bosch 2.1 inj. (use on Giuditta press)
(03) DX75273		Holder for setting Denso injectors coil (use on Giuditta press)
(04) DX75275		Extractor pin for coil stop sleeve on Bosch 2.1 inj. (use on Giuditta press)

COD.	ITEM	DESCRIPTION
(05) DX75276		Inserter pin for coil stop sleeve on Bosch 2.1 inj. (use with Giuditta press)
(06) DX75271		Setting pin for Denso inj. coil (use with Giuditta press)
(07) DX75278		Inserter adaptor for coil stop sleeve on Bosch 2.1 inj. (use with Giuditta press)
(08) DX75712		Dial gauge probe pin size 58x4 (use on Trickytec)

COD.	OGGETTO	DESCRIZIONE	COD.	OGGETTO	DESCRIZIONE
(09) DX75735		Dial gauge probe pin extension	(15) DX75636		Dial gauge holder for Denso inject. coil measuring
(10) DX75714		Dial gauge probe pin size 42x4 (use on Trickytec)	(16) DX75734		Stop bolt to use on (Denso) injector disassembly (use with Giuditta press)
(11) DX75279		Probe pin for dial gauge to use with DX75273 holder plate	(17) DX75738		Dial Gauge holder (use with Giuditta press)
(12) DX75711		Dial gauge probe pin size 50x2x1.2 (use on Trickytec)	(18) DX75737		Dial Gauge pull up pin
(13) DX75736		Bosch CRIN injector anchor fixing tool	(19)	Not available image	NOT INCLUDED high precision micrometer dial gauge (to be ordered separately)
(14) DX75277		Mechanical measuring tool for Bosch inj. coil (use on Trickytec)			

