





DP210 DELPHI PUMP FASING








(This equipment allows the DP210 pump fasing)







DX73709 FASE ANGLE MEASURING

ITEM	DESCRIPTION	ITEM	DESCRIPTION
	<p>LDC DTM 3000 control unit with power supplier and cable set</p>		<p>DX79601 Workshop manual</p>
	<p><u>Dynamic position sensor</u></p> <p>1) Allow Pump fasing during revolutions. 2) Once revolutions are stopped, the fase can be fixed.</p>		

SPECIAL COUPLING ON BEARING KIT DELPHI SUPPORT PUMP DX75111

COD.	ITEM	DESCRIPTION	COD.	ITEM	DESCRIPTION
DX75121		Special coupling for Delphi pumps mounted on bearing	DX75125		CR DFP1 9044A05... Ssangyong Ring
DX75122		CR DFP1 9042A... Renault Ring	DX75126		CR DFP1 9044A... Ford - Kia Ring
DX75123		DP210 Ø 68X15 CR DFP1 9042A02... Citroen Centering ring	DX75119		OPTIONAL DP210 Ø 50X35 Ring
DX75124		DP210 Ø 50X15 Centering ring			

STANDARD EQUIPMENT

COD.	ITEM	DESCRIPTION	COD.	ITEM	DESCRIPTION
DX75765		NBF Test injector	DX813062/1		High pressure connection pipe Ø 12/12
DX73772		Test injector adaptor			Test injector fitting (Sample image)